

# ARMORBELT

## Vertical Conveyor



**Simple, chainless belt construction.**

**Compact, enclosed body.**

**High strength, light weight, low cost.**

**Positive drive sprockets assure smooth, steady movement of packages, trays, tote pans, bags or parts.**

### **UNITIZED CONSTRUCTION**

Kornylak's Vertical Armorbelt conveyors are constructed of standardized and interchangeable parts. Makes maintenance and repair easy. Offers flexibility in altering to increase capacity at minimum cost.

### **EASY INSTALLATION**

The frame is furnished in complete 10' welded sections which easily bolt together at installation. There are mounting holes on 2" centers the full height of the conveyor for attachment of standard loaders, safety devices, guards, control stations and lateral braces at floor levels.

### **TRAYS CARRY THE LOAD**

Trays, consisting of tubular fingers attached to the belt slats at regular intervals, support the load and intermesh with similar fingers on the load/unload devices. This arrangement permits easy manual loading in the "up" direction — and automatic unloading in the "down" direction.

### **POSITIVE, LOW FRICTION MOVEMENT**

The belt has eight ball bearing steel rollers on each slat and is guided by steel tracks built into the frame. This assures positive, low friction movement of the load.

### **AUTOMATIC LOADING/UNLOADING**

Standard features include automatic pickup from any loading station in the "up" direction and automatic discharge of the load at all station in the "down" direction of operation. Options include automatic discharge at the top station in "up" direction.

Normally, the Vertical Armorbelt is loaded manually in "down" direction of operation and unloaded manually at intermediate stations in "up" direction.

### **SAFETY DEVICES AVAILABLE**

Various safety devices are optionally available for the Kornylak Vertical Armorbelt conveyor. These include:

Overtravel Safety Unit - mounted about three feet above the Top Unload Station to stop the conveyor if the load travels past the top unload station.

Jam Safety Device - at Load Station, to stop conveyor immediately if load gets caught between tray and loader or guard.

Disc Type Motor Brake - for instant stopping of the conveyor.

Stop Push Button - at each station; for complete control at any level.


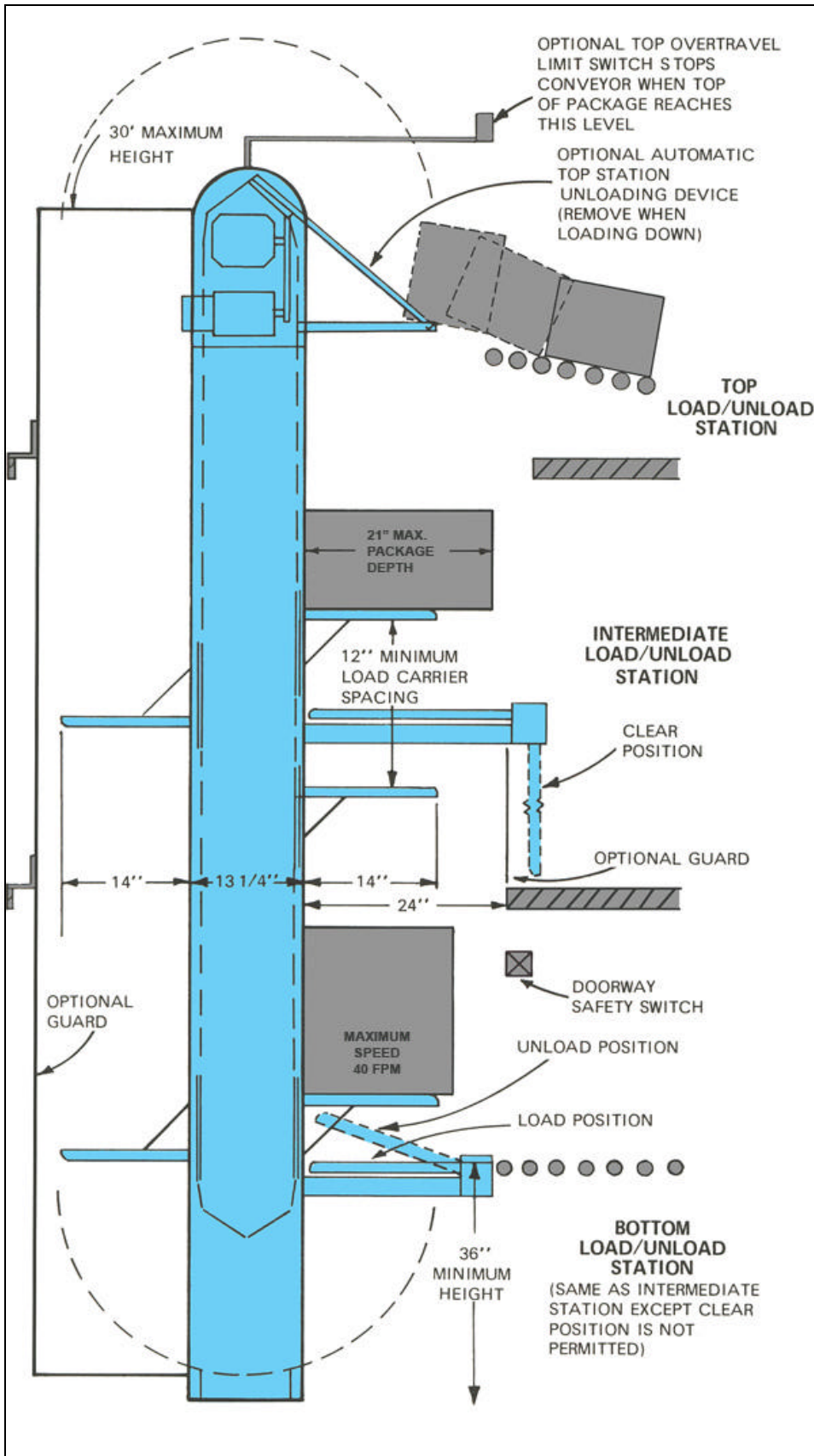
Doorway Safety Switch - furnished where conveyor must operate in a shaft way. Spans full width of doorway; mounts on sill or under head of doorway. Stops the conveyor immediately on contact.

Rear Enclosure - shields idle return side of conveyor.


**KORNYLAK**

Corporation • 400 Heaton St • Hamilton, Ohio 45011 USA • [www.kornylak.com](http://www.kornylak.com)

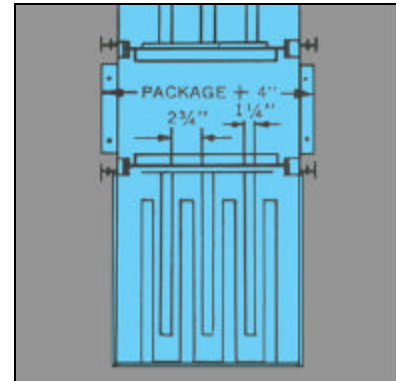
# VERTICAL ARMORBELT DIMENSIONS



Optional automatic stop station unloading device (recommended for up operation only).



Vertical Armorbelt with finger carrying tray for 48 in. maximum package width.



Cross Section

| Model No. | Max. Pack Width | Max. Pack Weight | Fingers Per Carrier |
|-----------|-----------------|------------------|---------------------|
| AV16      | 16"             | 40 lbs           | 3                   |
| AV20      | 20"             | 44 lbs           | 4                   |
| AV24      | 24"             | 47 lbs           | 5                   |
| AV28      | 28"             | 51 lbs           | 6                   |
| AV36      | 36"             | 60 lbs           | 8                   |
| AV48      | 48"             | 70 lbs           | 11                  |

Other sizes and capacities available upon request.